Moccasin Bend Wastewater Treatment Plant Influent

Sample collection date: **December 19, 2022**

SARS-CoV-2 virus in wastewater

DETECTED	Virus concentration (copies per liter of sewage) **699,393**	Effective* virus concentration (copies per liter of sewage) **1,223,909**

**Effective virus concentration value is derived by adjusting the raw virus concentration to account for dilution and other factors.*

Effective virus concentration over time

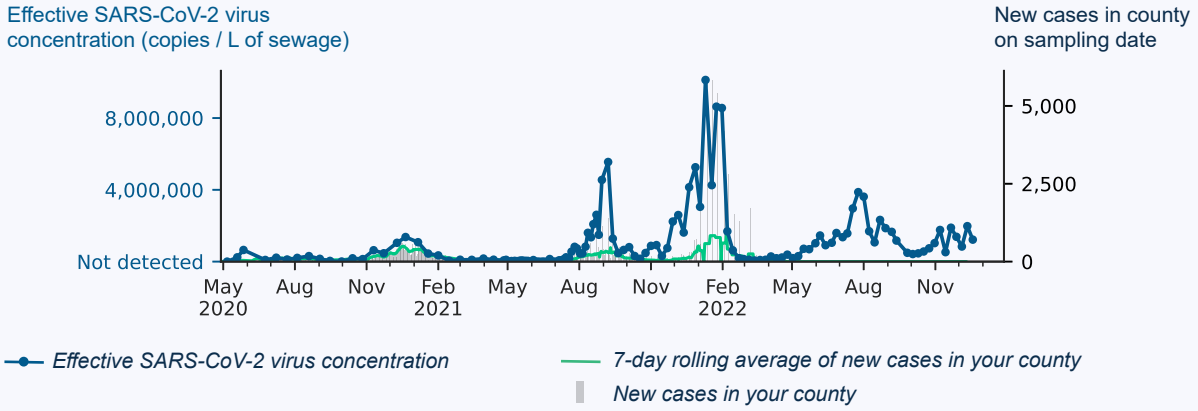

Overview of effective virus concentration levels

State-level mean of samples (collected in the past 2 weeks)

lower — higher

Color indicates effective virus concentration level

Your state outlined in red

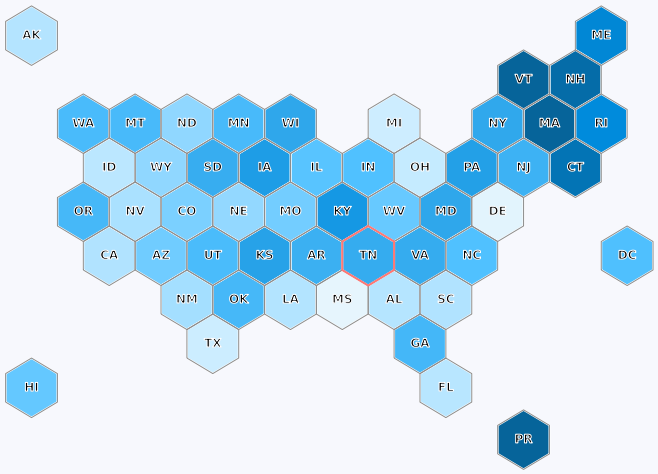

Effective virus concentrations trend with new cases

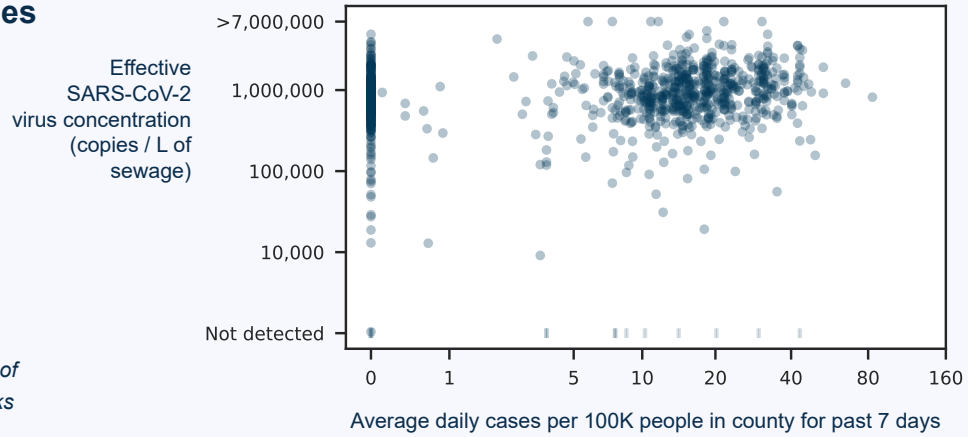

Effective virus concentrations in comparison

Your sample has higher concentration levels than **71%** of all quantifiable samples collected in the past two weeks.

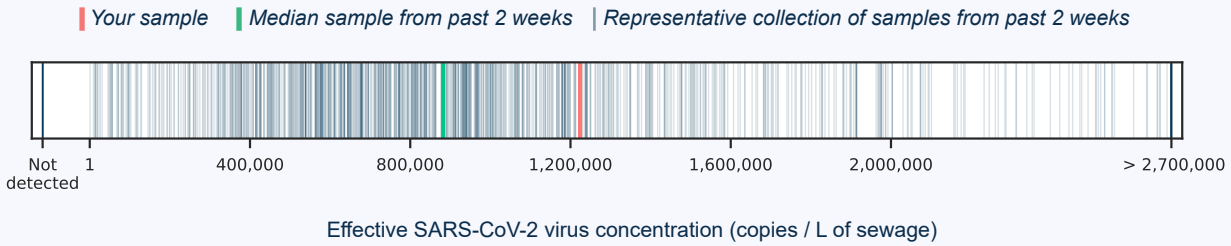

Learn more about Biobot's protocols and methodology by visiting
http://www.biobot.io/covid19-report-notes